

Tri-Cities Homelessness Initiative Dashboards

June, 2023

Table of Contents

Summary

Action Plan Implementation Status - Showcasing percentage status of the Tri-Cities Action Plan in its entirety and in categorical breakdown

Trends Dashboard #1: HMIS - Showcasing the total number of individuals seeking homelessness support services at a sampling of six agencies.

Trends Dashboard #2: McKinney-Vento - Showcasing total numbers of students experiencing homelessness in Tri-Cities Schools Districts

Impact Dashboard #1: Built-for-Zero - Tracking totals of veterans experiencing homelessness week-by-week and veteran housing placements through Built-for-Zero Case Conferencing

Impact Dashboard #2: Workforce Development - Tracking graduates and wealth built through the CrossPurpose Career School and providing updates on the Ready to Work transitional housing program launch process

Impact Dashboard #3: Outreach - Tracking total unhoused individuals contacted by the PATH Outreach Team and total individuals receiving case management support by the PATH Team

Impact Dashboard #4: Navigation Center - Providing updates on the implementation process of the Tri-Cities Navigation Center and projected metrics to be tracked by the Navigation Center Initiative

Summary

May, 2023 continued to see progress towards the implementation of the Tri-Cities Homelessness Action Plan as well as the plan's impact continue to emerge. Some highlights of recent accomplishments include:

- A **groundbreaking celebration for the Ready to Work Program** location in Englewood. This program will provide a transitional housing facility, workforce training, and housing/employment placements to up to 50 individuals experiencing homelessness each year. As the Ready to Work team begins the renovation of their facility, they gathering partners, neighbors, and other stakeholders together to celebrate the groundbreaking of this facility that will provide truly transformational impact in the region.
- The **launch of the Lived Experience Advisory Board**. This group is comprised of five individuals who have lived experience of homelessness in the Tri-Cities region, representing a diversity of experiences, including family homelessness, youth/young adult homelessness, single adult unsheltered homelessness, etc. The group will meet quarterly to provide input on the Tri-Cities Homelessness Initiative through the lens of lived expertise.
- The **launch of TriCitiesHomeless.com**, a website providing an overview of the Tri-Cities Homelessness Initiative, including the Action Plan, the history of the work, a page to access homeless services, and a page to access opportunities to get involved in addressing the issue.
- Continued **reductions in veteran homelessness** through the work of the Built-for-Zero Case Conferencing team. This group meets each month to streamline support for all veterans experiencing homelessness in the Tri-Cities region, and has successfully maintained a significant reduction in veteran homelessness totals over the last several months.
- The publication of the **Navigation Center Request for Proposals**, soliciting responses from services providers to serve in the capacity of the Tri-Cities Homelessness Navigation Center. This is a significant steps towards implementing and launching a formal navigation center in the Tri-Cities region.
- The development of a concept and workplan to **pilot a safe parking initiative** in the Tri-Cities region, in service of the Action Plan.

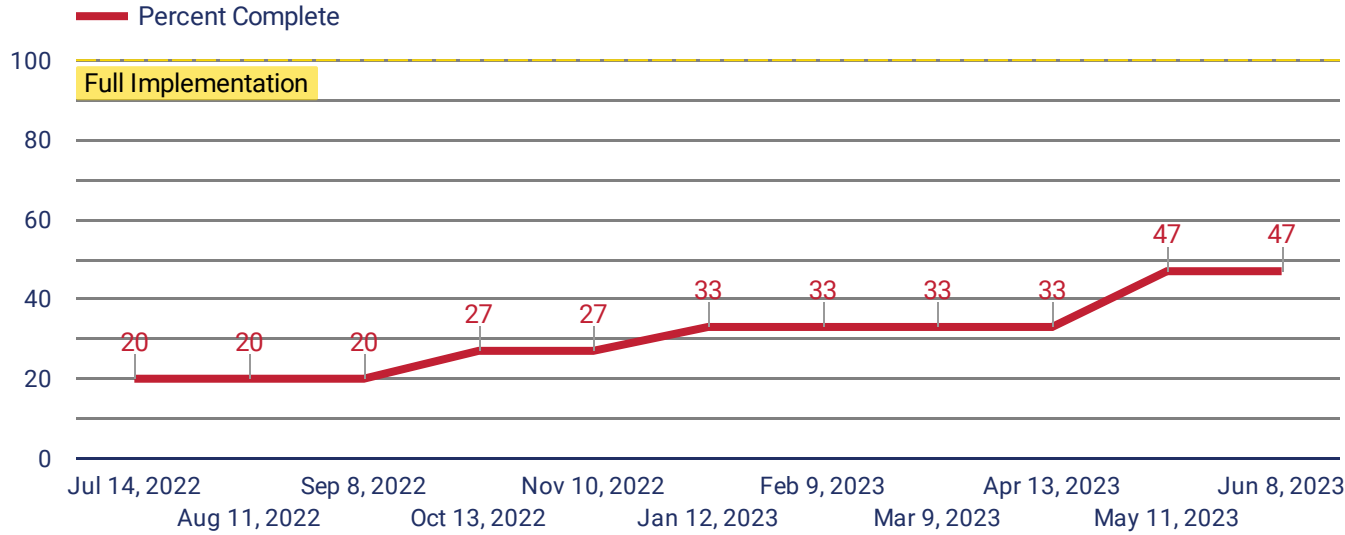
These steps, amongst others, represent continued steps towards implementation of Action Plan. More importantly, they represent an increase in services and community support for individuals and families struggling with homelessness. The pages below provide 1) an overview of the Action Plan Implementation, 2) "trends" dashboards indicating the current status of homelessness in Tri-Cities, and 3) "impact" dashboards providing data around the impact of the Action Plan.

While it's helpful to view data numerically, it's important to remember that these numbers/trends represent real, unique, and valuable people. Together they represent the continued challenge of homelessness in the lives of individuals and families, and our community's capacity to address these challenges.

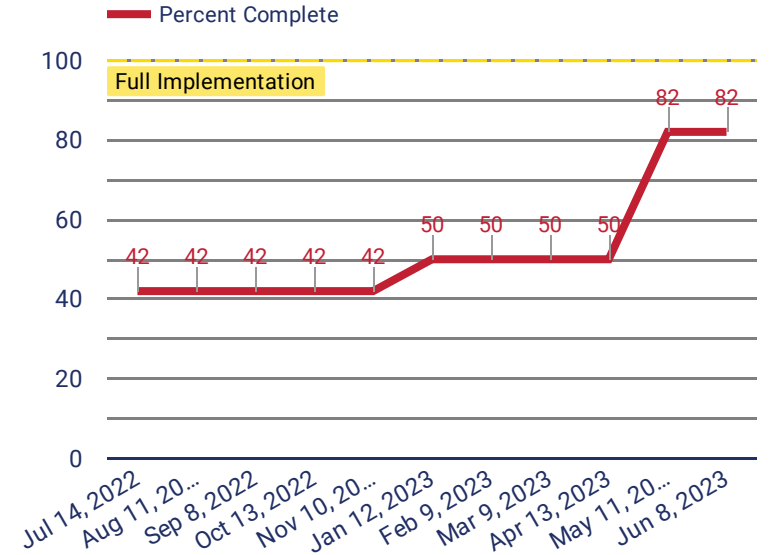
Homelessness Action Plan Implementation Status

These dashboards track the implementation progress of the Tri-Cities Homelessness Action Plan. Each action item is scored "completed" once implemented. These visualizations track percentages of action items that have achieved this score, thus tracking the plan's implementation both in totality and in categorical breakdown.

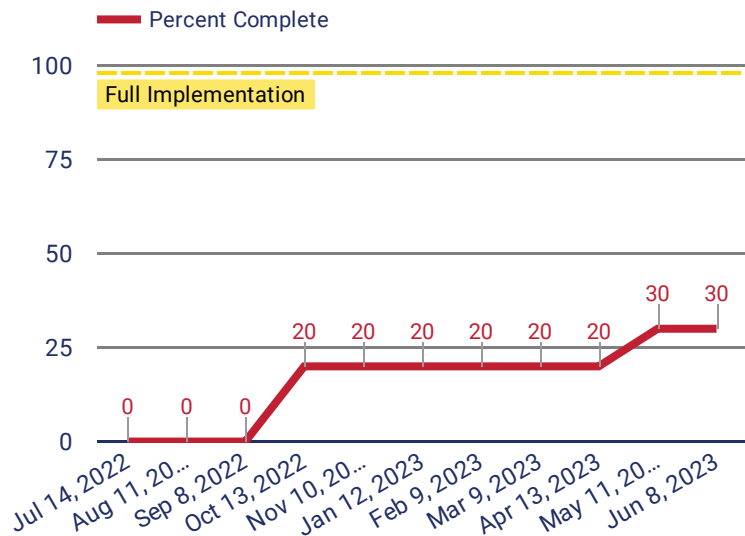
Total Action Plan



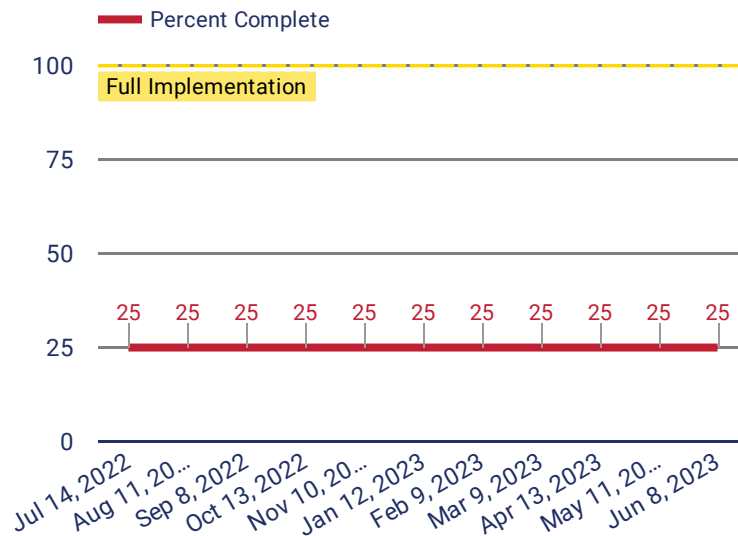
Building a Strong Foundation



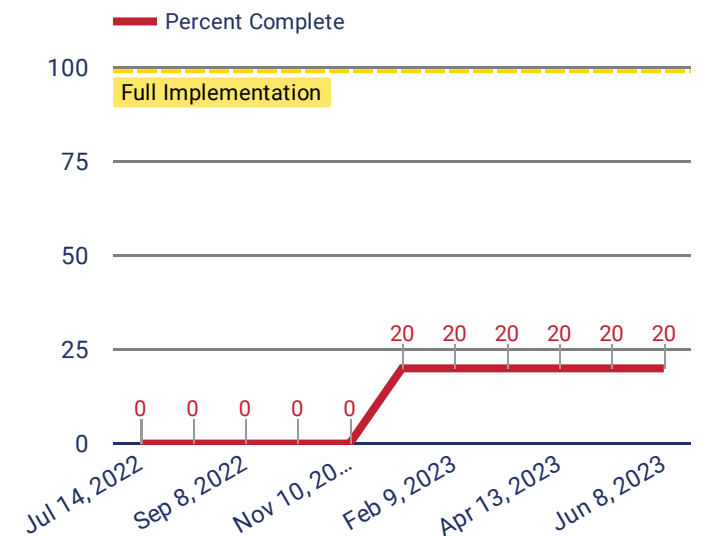
Single Adult System



Workforce Development



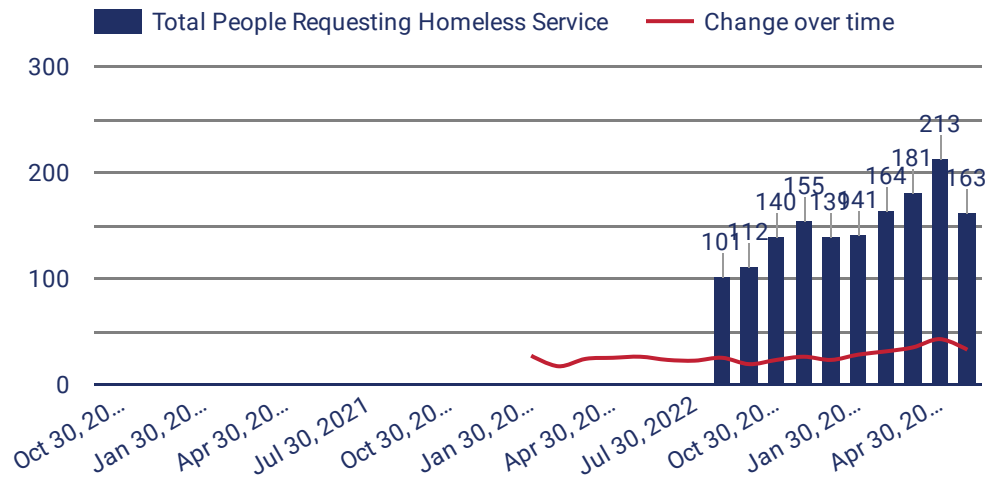
Family System



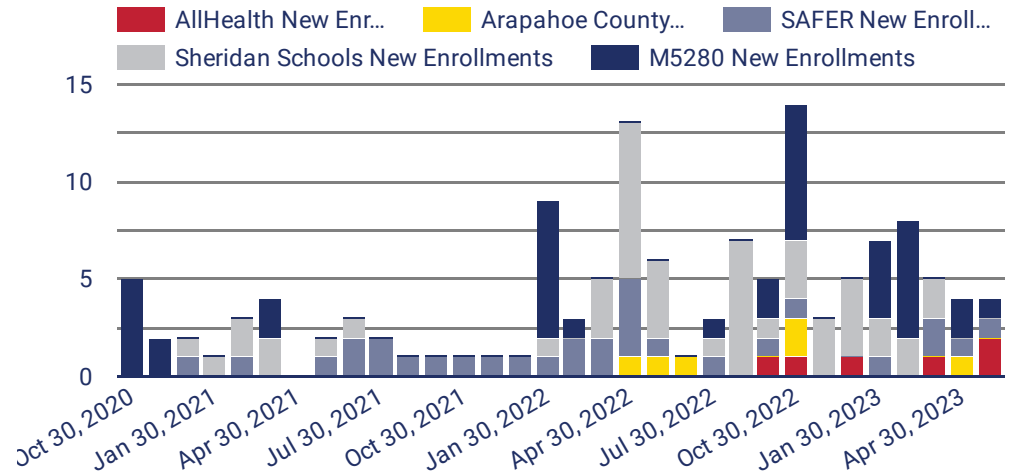
Homelessness Trends: HMIS

The Homeless Management Information System provides a real-time sampling of individuals requesting services for homelessness support in local service providers. While this sampling does not provide comprehensive totals of people experiencing homelessness, it is an ongoing indicator of homeless trends.

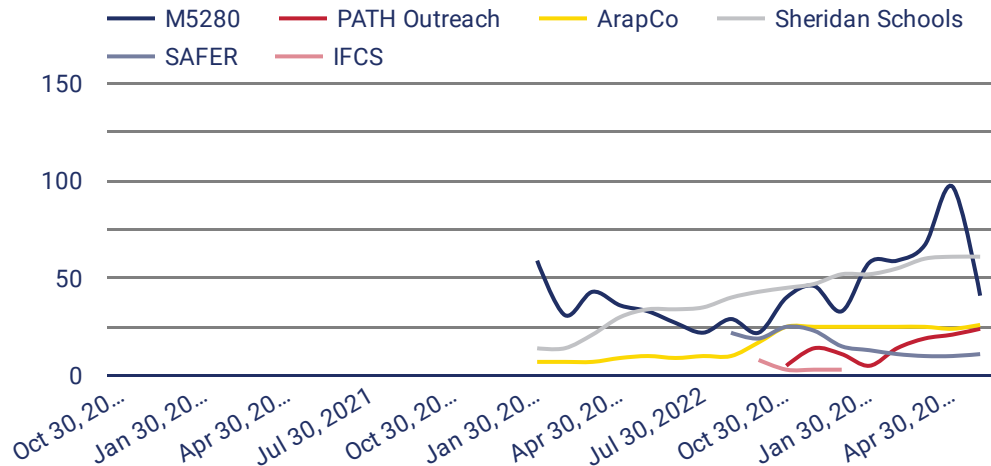
HMIS Sampling



New HMIS Enrollments



HMIS Trends by Agency



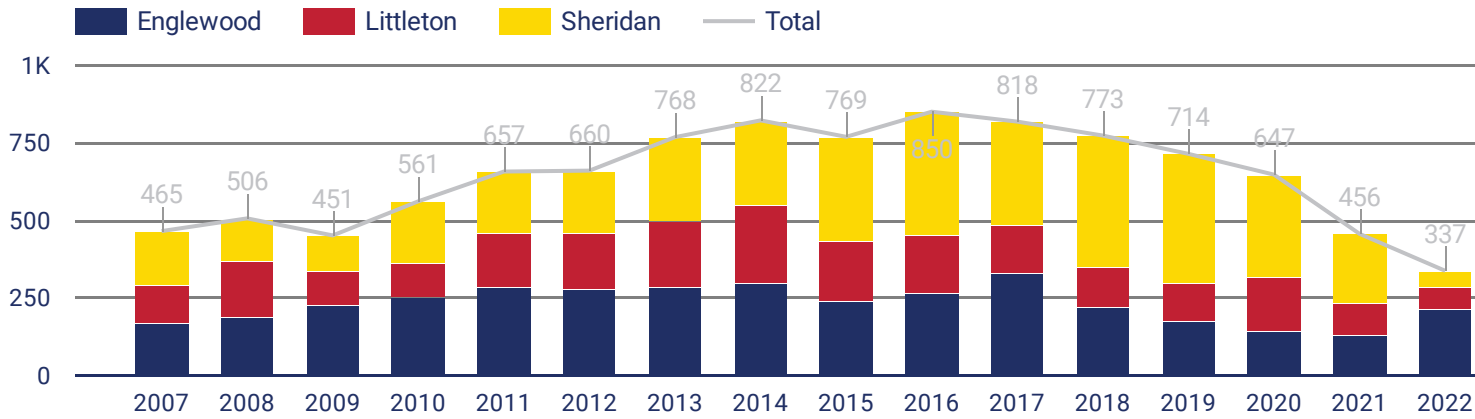
Commentary

The HMIS System carries the unique capacity, relative to other homelessness indicators, of providing data on an on-going basis (in this case, monthly) rather than an annual count. While this data set does not provide sum totals of people experiencing homelessness, it does provide an on-going demonstration of the degree to which this sampling of agencies is serving clients. One limitation to consider with regards to HMIS data is the task of managing such a large system in real time. Tweaks and alterations to the system are often made to continue to improve its accuracy and functionality. Additionally, new agencies begin implementing HMIS regularly, contributing to variances in data trends.

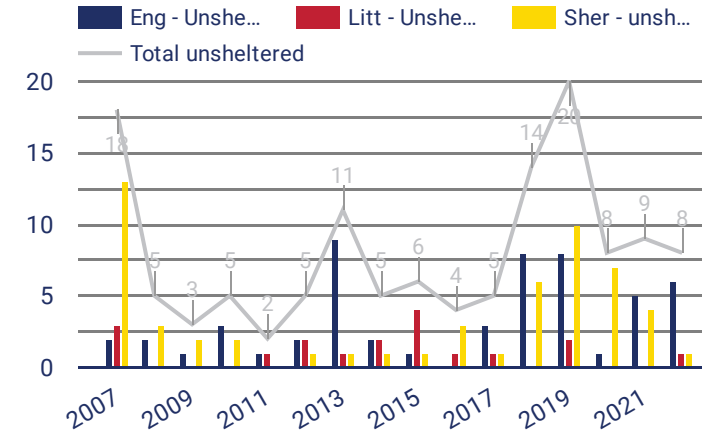
Homelessness Trends: McKinney-Vento

Student and Family homelessness is tracked by the reporting from public school districts in accordance with the McKinney-Vento Act.

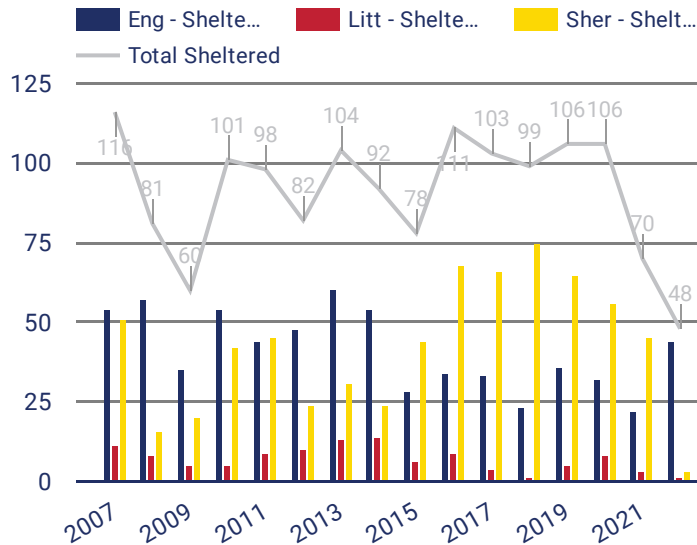
Student Homelessness Totals



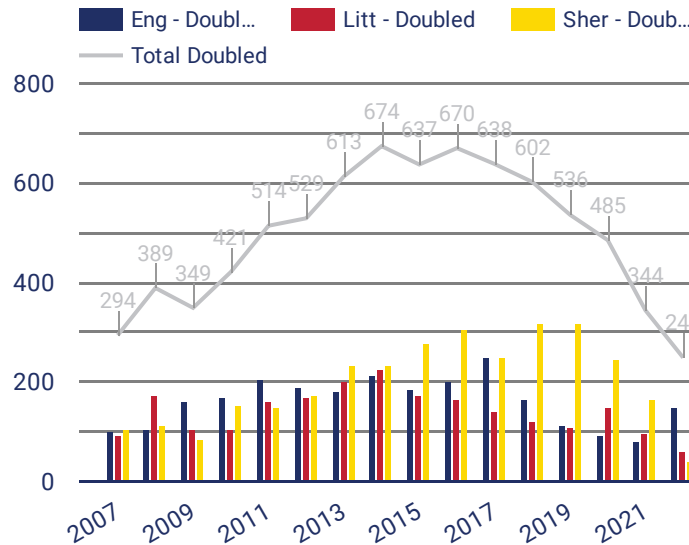
Unsheltered Students



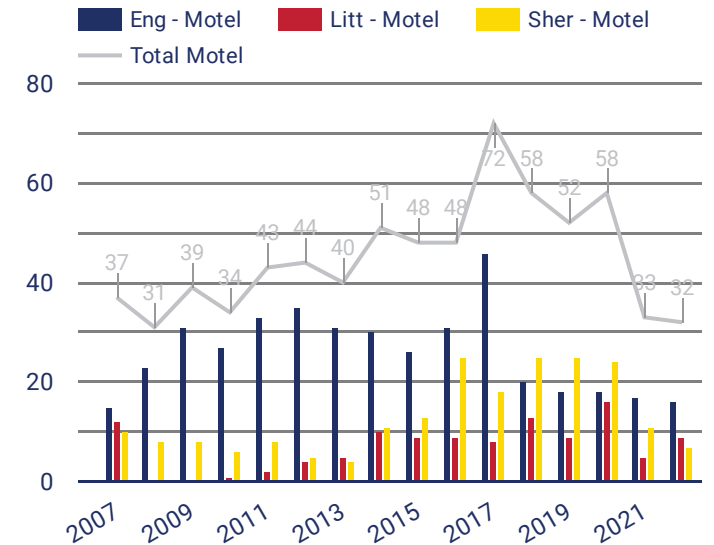
Sheltered Students



Doubled-Up Students (w/ Family or Friends)



Students Staying in Hotels/Motels



Commentary

The McKinney-Vento data is collected each year by public school districts and submitted to the Department of Education. Because it is managed by the Department of Education, it uses a more expansive definition of homelessness than the one used by the Department of Housing and Urban Development in its inclusion of students who are "doubled-up" with friends or families. Three limitations to consider with regards to this data set include 1) these numbers include only students enrolled in public schools and may leave out students who attend private school or homeschool environments, 2) this data does not include families with children under school age, and 3) it is reasonable to assume that 2020 and 2021 saw an undercount of student homelessness as a result of the Covid-19 pandemic and consequent school closures.

Tri-Cities

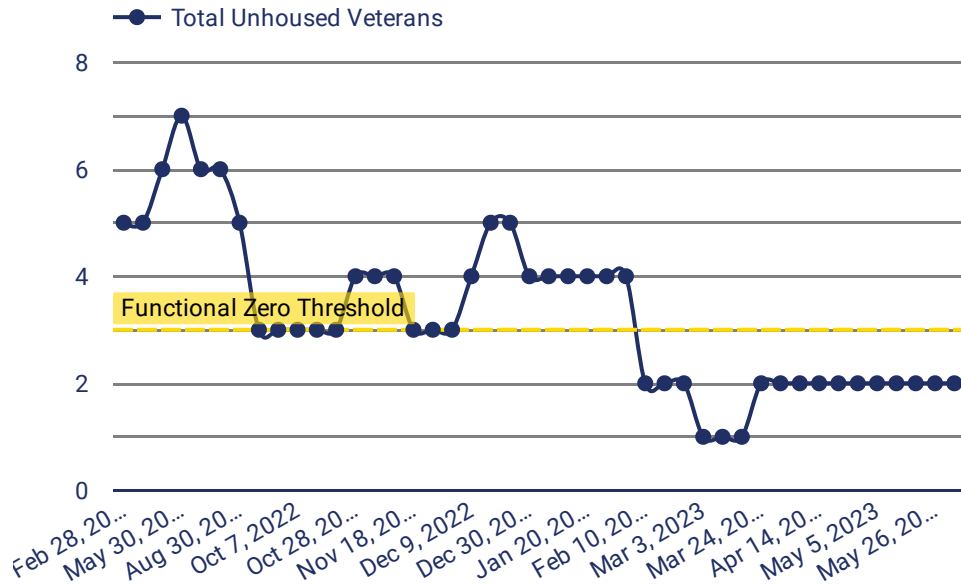
HOMELESSNESS POLICY GROUP

Englewood • Littleton • Sheridan

Impact: Built-for-Zero

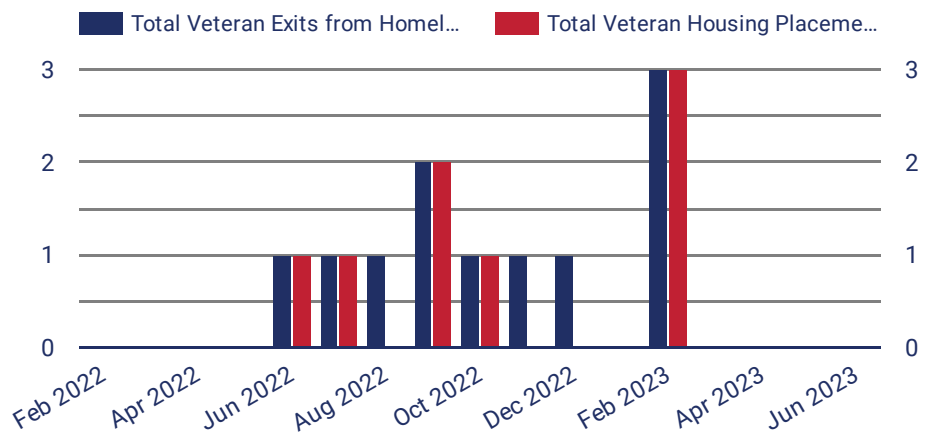
The Built-for-Zero Initiative utilizes a data-driven approach to address homelessness demographic-by-demographic. In the Denver Metro Area, we are focusing the BFZ efforts first on ending veteran homelessness.

Veteran Homelessness Trends



Space left for expansion to new demographics, including all single adults, families, etc.

Veteran Exits from Homelessness



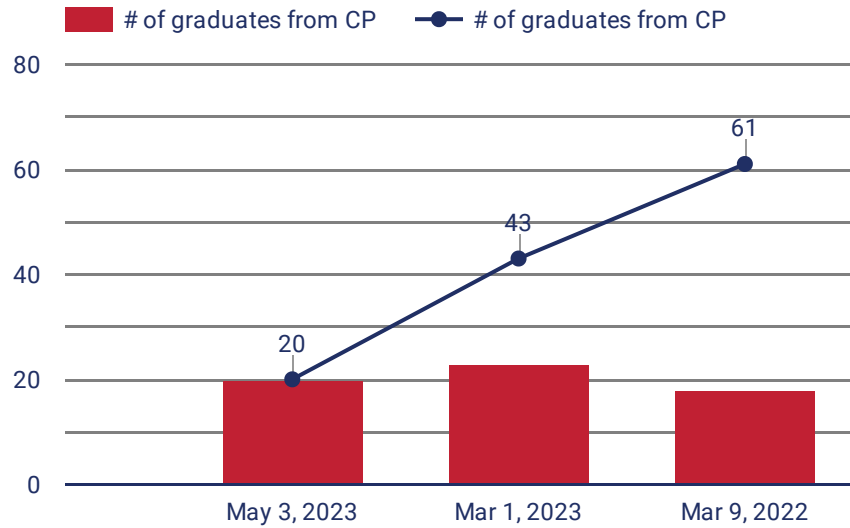
Commentary

Veteran Homelessness Trends exhibits the total number of unhoused veterans on the Tri-Cities by-name-list (BNL) on a weekly basis. Veteran Exits from Homelessness exhibits total exits from the BNL, including housing placements and other exits.

Impact: Workforce Development

Workforce Development services in the Tri-Cities are managed in partnership with CrossPurpose and Ready to Work. Between these two agencies, individuals who are experiencing homelessness, who are housing insecure, or who transitioning out of homelessness have the necessary support to re-gain sustainability through workforce re-entry and gainful employment.

Graduates from CrossPurpose Career School



Wealth Built by CrossPurpose Graduates

\$515,174

Ready to Work is set to launch early 2024



On June 2nd, community members, stakeholders, and the Ready to Work team gathered for a groundbreaking celebration of the Ready to Work site renovation. Upon the launch of this program, up to 50 individuals per year will receive transitional housing services and workforce training.



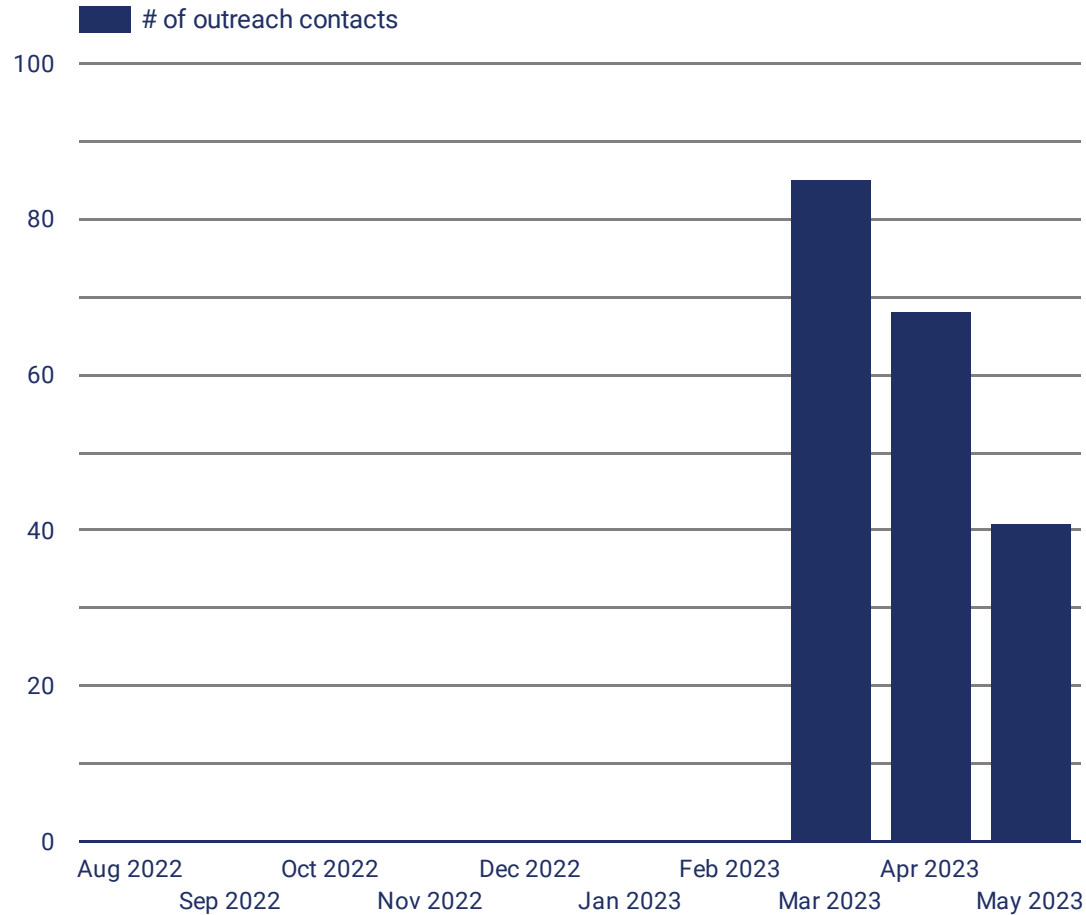
Commentary

This dashboard showcases the total number of graduates from the CrossPurpose Career School, many of whom are vulnerable to becoming homeless or in the process of exiting homelessness. It also showcases the cumulative wealth built by CrossPurpose graduates. Upon the launch of the Ready to Work program, similar impact metrics will be included.

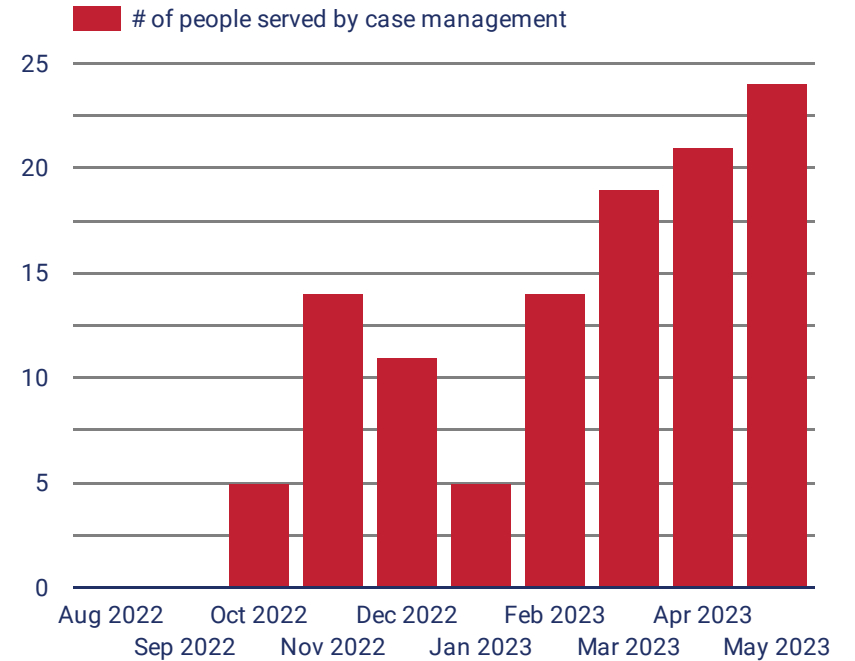
Impact: Outreach

The Tri-Cities homeless outreach efforts are managed in partnership with the AllHealth Network's PATH Program. The PATH Team makes contacts with people experiencing unsheltered homelessness, refers them to services, and provides street-level mental health care.

Total Number of Outreach Contacts



People Served by PATH Case Management



Unduplicated Individuals Receiving Case Management



Commentary

The PATH Outreach team provides case management to specific individual per month. The monthly breakdown above shows the number of individuals receiving case management in a given month. The number underneath shows the total number of unduplicated individuals who have received case management through the PATH program.



HOMELESSNESS POLICY GROUP

Englewood • Littleton • Sheridan

Impact: Navigation Center

The Tri-Cities Navigation Center provides a one-stop-shop for access to services, case management, and navigation of the necessary services to move clients beyond homelessness.

The Tri-Cities Homelessness Policy Group is in the process of evaluating bids for a service provider to serve as the region's Navigation Center. This program is projected to launch in 2023. Upon launch, the following impact metrics will be tracked and showcased:

- Number of unduplicated individuals who access base services in an agreed-upon timeframe (monthly, quarterly, annually, etc.)
- Number of unduplicated clients being served by case management in an agreed-upon timeframe
- Number of service referrals provided by case management in an agreed-upon timeframe
- Total number of housing placements
- Percent of housing retention after 12 months amongst housing placements